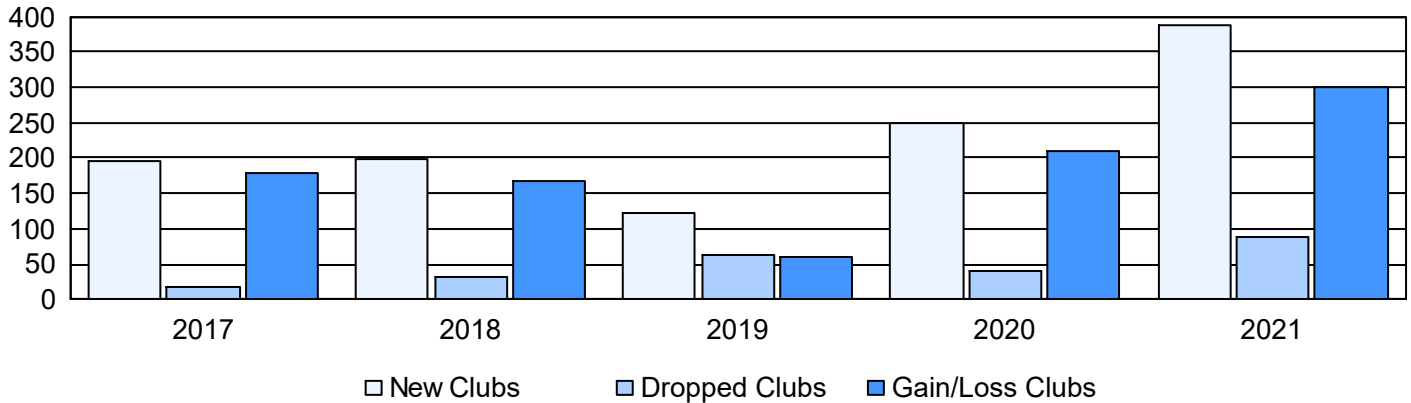
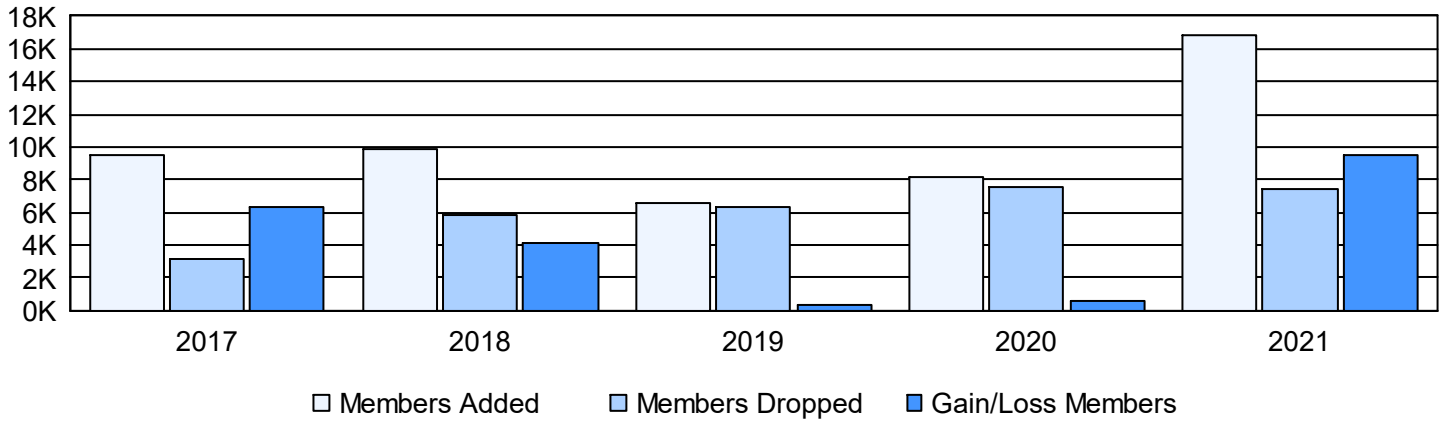


Year	New Clubs	Dropped Clubs	Gain/Loss Clubs	New Members	Charter Members	Reinstate Members	Transfer Members	Total Member Added	Total Members Dropped	Gain/Loss Members
2016-2017	195	17	178	4,351	4,933	177	23	9,484	3,213	6,271
2017-2018	199	31	168	4,524	5,044	289	60	9,917	5,786	4,131
2018-2019	123	64	59	2,864	3,457	225	36	6,582	6,289	293
2019-2020	249	40	209	2,298	5,654	195	29	8,176	7,583	593
2020-2021	389	88	301	7,061	9,534	227	52	16,874	7,376	9,498
Average	231	48	183	4,220	5,724	223	40	10,207	6,049	4,157

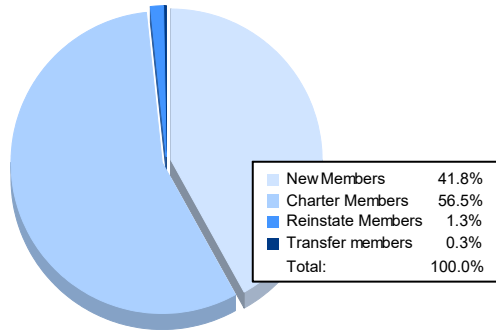
Clubs



Members



Membership Composition June 2021 Cumulative



Gender Composition June 2021 Cumulative

